

CONTRA COSTA COUNTY FIRE PROTECTION DISTRICT ADVISORY FIRE COMMISSION

4005 Port Chicago Highway, Suite 250, Concord, CA 94520

AGENDA

MONDAY
December 7, 2020
7:00 PM

VIRTUAL MEETING ONLY

CORONA VIRUS (COVID-19) ADVISORY INFORMATION

To slow the spread of COVID-19, the Health Officer's Shelter Order of March 16, 2020 prevents public gatherings. In lieu of a public gathering, the Advisory Fire Commission meeting will be accessible via teleconference to all members of the public as permitted by the Governor's Executive Order 29-20.

This meeting is being held in accordance with the State Emergency Services Act, the Governor's Emergency Declaration related to COVID-19, and the Governor's Executive Order N-29-20 issued on March 17, 2020 to allow attendance by members of the Contra Costa County Fire Protection District Advisory Fire Commission by teleconference, videoconference, or both.

If you would like to watch the meeting or speak on an agenda item, you can access the meeting remotely from a PC, Mac, iPad, iPhone, or Android device.

Please use this URL:

<https://cccfpd.zoom.us/j/97417510951?pwd=NlFXemdtNlRGM01CU1RWZnlqbEhwUT09>

Meeting ID: 974 1751 0951

Passcode: 070790

Or join by phone:

Dial: 1 669 900 9128 US

Meeting ID: 974 1751 0951

Passcode: 070790

Assistance for Persons with Disabilities: The Contra Costa County Fire Protection District Advisory Fire Commission (CCCFPDAFC) will provide reasonable accommodations for persons with disabilities planning to attend CCCFPDAFC meetings who contact the Executive Secretary at least 24 hours before the meeting at (925) 941-3300, extension 1200.

Any disclosable public records related to an open session item on a regular meeting agenda and distributed by Fire District staff to a majority of members of the CCCFPDAFC less than 72 hours prior to that meeting are available for public inspection at 4005 Port Chicago Highway, Suite 250, Concord, CA 94520 during normal business hours.

- I. Call to Order/Roll Call
- II. Public Hearings
 - A. Jeanny Wang / 430-200-020
- III. Public Comments Period – *Three-minute time limit per comment.*
- IV. Consent Items – *Items are subject to removal from the consent calendar by request of any Commissioner or on request for discussion by a member of the public.*
 - A. Approval of October 12, 2020 Meeting Minutes
 - B. Accept and File Reports
 1. Personnel Report
 2. Operating Budget
 3. Fire Prevention Report
 4. Monthly Activity Reports
 5. Suppression Leave Summary
 6. Correspondence
- V. Discussion Items
 - A. Discuss and Complete 2020 Annual Report
 - B. Approve 2021 Meeting Schedule
- VI. Fire Chief's Report
- VII. Commissioners' Comments / Items for Future Agendas
- VIII. Next Regular Meeting Date and Time – February 8, 2021, 7 p.m.

Assistance for Persons with Disabilities: The Contra Costa County Fire Protection District Advisory Fire Commission (CCCFPDAFC) will provide reasonable accommodations for persons with disabilities planning to attend CCCFPDAFC meetings who contact the Executive Secretary at least 24 hours before the meeting at (925) 941-3300, extension 1200.

Any disclosable public records related to an open session item on a regular meeting agenda and distributed by Fire District staff to a majority of members of the CCCFPDAFC less than 72 hours prior to that meeting are available for public inspection at 4005 Port Chicago Highway, Suite 250, Concord, CA 94520 during normal business hours.

Ellingberg, Latonia

From: McGrath, Cindy
Sent: Thursday, December 3, 2020 10:08 AM
To: Ellingberg, Latonia
Subject: FW: 430-200-020 - 2019 Tax Lien

From: Jeanny W
Sent: Tuesday, December 01, 2020 5:36 PM
To: McGrath, Cindy <cmcgr@cccfd.org>
Cc: Laing, George <GLain@cccfd.org>; Woofter, Kathy <KWoof@cccfd.org>; Ellingberg, Latonia <lelli@cccfd.org>; Rabara, Lynette <Lraba@cccfd.org>
Subject: Re: 430-200-020 - 2019 Tax Lien

Greetings

Thank you we would like to present at the fire commission meeting.

Best

Jeanny

[Sent from Yahoo Mail for iPhone](#)

On Tuesday, December 1, 2020, 4:10 PM, McGrath, Cindy <cmcgr@cccfd.org> wrote:

Ms. Wang,

Attached are the before and after pictures from our work order, hopefully this clarifies things. If, however, you plan to present at the Advisory Fire Commission virtual meeting on December 7th, please advise by 10 a.m. tomorrow, the deadline to be added to the agenda for that meeting. Thank you,

Cindy McGrath

CCCYPD Clerk

925/941-3300 Ext. 1574

cmcgr@cccfd.org

4005 Port Chicago Highway, Suite 250

Concord, CA 94520-1180

From: Woofter, Kathy <KWoof@cccfd.org>
Sent: Thursday, November 19, 2020 4:29 PM
To: Jeanny Wang <[REDACTED]>
Cc: Laing, George <GLain@cccfd.org>; McGrath, Cindy <cmcgr@cccfd.org>; Ellingberg, Latonia <lelli@cccfd.org>; Rabara, Lynette <Lraba@cccfd.org>
Subject: RE: 2019 Tax Lien

Jeanny, if you wish to contest the Work Order, you can present your case at our virtual Fire Commissioner's meeting on Dec. 7th.

I will ask my clerical staff, Cindy McGrath to get you a copy of the photos from the Work Order before the meeting.

For further info on the Dec. 7th meeting, see our website, cccfd.org.

Reply from,

Kathy Woofter

Fire Prevention Technician

925-941-3300 x 1549

From: Jeanny Wang <[REDACTED]>
Sent: Wednesday, November 18, 2020 12:09 PM
To: Woofter, Kathy <KWoof@cccfd.org>
Cc: Laing, George <GLain@cccfd.org>
Subject: Re: 2019 Tax Lien

Hello Kathy,

We met in 2019 and discussed the standards that you clarified to me: weed maintenance @ 3" within 3 feet of the access road and 10 feet from the southern access line. We performed this weed abatement by the first deadline which I was on Memorial Day, but may have been inspected a couple days before the deadline stated in the notice.

I called you when I received a second notice and stated the work had been done and that we would do more if you required. We did this, including weed abatement to 10 or 20' on the easement road and property line. We also did some limbing of eucalyptus trees and removal of debris - though this was not indicated as a requirement at that time. We even tackled clearing

portions of the vegetation most of which is overcome with poison oak. All 3-4 members of my crew got poison oak from this effort in 2019. (I had a severe poison oak outbreak from this year (2020) activities - from clearing and wood chipping - which sent me to the ER and I only after 3 1/2 weeks have I now cleared it from my system).

Please note we had already expended \$950 in contractor fees to do the work in 2019, which was performed by the second deadline.

We spoke about this prior to the last inspection performed by Chris, I believe.

You told me there was a work order on your desk but if we met the requirements by the deadline you would not submit it. I was told or led to believe that we did indeed meet the abatement criteria.

However, for some reason, I was told the contractors came up and had no work to do. My guys said they weedwacked a few blades of grass along upper end of the access road. They did no real fire abatement work and an additional tax lien of \$2300 would not be warranted for such work that they did not do.

Please understand I have been doing my best to meet your requirements and this year in 2020 we went above and beyond to cut and clear most of the Eucalyptus grove and brush along the southern property line; all weeds within 10 feet of the road and 50 feet of the southern property line. In 2019, we met all the requirements that you clarified to me.

I am currently working as a part time tutor, having a difficult time supporting my daughters as a single mother, and I am still looking for full-time professional work warranted by my higher degrees from Berkeley and Davis. Last year I was unemployed for the greater part of the year and the Covid-19 pandemic is putting us in additional financial strain on my family resources.

I would appreciate if you reversed this lien or sent me verification of what work was performed by whom that would validate such a lien.

I feel this fee should be reversed. In addition, I would like to request Covid Assistance if this available for fees / taxes / grants to help with the work we have been doing to maintain the property.

Thank you for your attention and clarification,

Jeanny

On Nov 18, 2020, at 7:31 AM, Woofter, Kathy <KWoof@cccfpd.org> wrote:

Hello Jeanny, in addition to meeting with you on site at your property and having many, many email and phone conversations, the work done on your property in 2019 still did not meet our Fire District abatement standards, which is why an abatement work order was issued, and why a tax lien was placed on your property.

The work done on your property this year did meet our abatement standards and it passed inspection. Please continue this type of abatement on your property in the years to come, and you will most likely pass inspection annually.

Kathy Woofter

Fire Prevention Technician

Contra Costa County Fire Protection District

4005 Port Chicago Highway Suite 250

Concord, CA 94520

925-941-3300 x 1549

<image001.jpg>

CONFIDENTIALITY NOTICE: This electronic mail transmission may contain privileged and/or confidential information only for use by the intended recipients. Unless you are the addressee (or authorized to receive messages for the addressee), you may not use, copy, disclose, or distribute this message (or any information contained in or attached to it) to anyone. You may be subject to civil action and/or criminal penalties for violation of this restriction. If you received this transmission in error, please notify the sender by reply e-mail or by telephone and delete the transmission. Thank you



ABATEMENT WORK ORDER

Date: 10/28/19

Surveyor: Choose Below Giddis, Chris

APN: 430-200-020

Address: _____

Parcel Size: _____ Abate: _____ Type: _____

Instructions: see attached

Owner: _____

Address: Good Not Good Phone #: _____

Taxes: Paid Unpaid Not Billed Yet

Previous Work Order: _____

CCCFPD ESTIMATE: \$ _____

Cert Card Received: Date: _____ No: _____ as of _____

USPS Explanation: _____

CONTRACTOR

Date: 11-22-19 Pictures: 17 5 ✓ Invoice #: 409786

Area: 16,600 Sq. Ft Type: HFW TMW, TNW Completion Date: 11-21-19

| Type of Work | # Employees | Hours Spent | Cost per Contract |
|-----------------|-------------|-------------|-------------------|
| HFW - 325 x 1.5 | 3 | 6 | \$ 487.50 ✓ |
| TMW - 85 x 10 | 3 | 10 | \$ 850 ✓ |
| TNW - 60 x 10 | 3 | 10 | \$ 600 ✓ |
| DMP 40.67 | | | \$ 40.67 ✓ |

Total: \$ 1,937.50

Date E-Mailed to Contractor: 10-30-19 Surveyor Choose Below CJG #1978.17 ✓

Date completed Work Order returned by Contractor: 12-3-19

Date Reinspected After Completion of Work Order: 12-11-19 Status: SAT CJG

4005 Port Chicago Highway, Suite #250, Concord, CA 94520

WA.16WKORD
Rev. 10/18

4



ABATEMENT WORK ORDER

Date: 10/28/19

Surveyor: Giddis, Chris

APN: 430-200-020

Address: Sobrante Ave, ELS 94803 (access is next to 5489 Sobrante ave)

Parcel Size: 16,600 sqft Abate: WEEDS, Brush, Eucalyptus Siler, Tree Trimming Type: Hand mowing, Brush

Instructions: Abate all weeds, and remove trimmings, no mulching. Remove all dead Brush on left side from the fence behind the homes up to dirt road's edge. Remove all downed limbs and trees same area. Remove Dead Eucalyptus bark, and leaves, trim tree limbs up 10' above ground. Pick up weed debris already cut.

Owner: WANG JEANNY

Address: Good Not Good Phone #: 510/848-8747

Taxes: Paid Unpaid Not Billed Yet

Previous Work Order: --- CCCFPD ESTIMATE: \$ 2305 HFW, TMW, TNW

Cert Card Received: Date: 9/26/19 No: as of

USPS Explanation:

CONTRACTOR

Date: Pictures: Invoice #:

Area: Type: Completion Date:

| Type of Work | # Employees | Hours Spent | Cost per Contract |
|--------------|-------------|-------------|-------------------|
| | | | |
| | | | |
| | | | |
| | | | |
| | | | |

Total: \$

Date E-Mailed to Contractor: ³⁰10/29/19 Surveyor Giddis, Chris

Date completed Work Order returned by Contractor:

Date Reinspected After Completion of Work Order: Status:

4005 Port Chicago Highway, Suite #250 , Concord, CA 94520

APN 430-200-020



Legend

-  City Limits
-  Unincorporated
-  Highways
-  Highways Bay Area
-  Streets
-  Board of Supervisors' Districts
-  County Boundary
-  Bay Area Counties
-  Assessor Parcels
-  World Imagery
-  Low Resolution 15m Imagery
-  High Resolution 60cm Imagery
-  High Resolution 30cm Imagery
-  Citations

1:9,028



0.3 0 0.14 0.3 Miles



WGS_1984_Web_Mercator_Auxiliary_Sphere

Notes

This map is a user generated static output from an Internet mapping site and is for reference only. Data layers that appear on this map may or may not be accurate, current, or otherwise reliable.
THIS MAP IS NOT TO BE USED FOR NAVIGATION

Contra Costa County -DOIT GIS

APN 430-200-020
10/28/19



A photograph showing a narrow, overgrown path or driveway leading to a house. The path is heavily cluttered with dry, tangled branches and dense green foliage. The house is visible in the background, partially obscured by the trees. The image is oriented vertically, with the path running from the top to the bottom. Red text is overlaid on the bottom right corner.

APN 430-200-020
10/28/19




APN 430-200-020


10/28/19



APN 430-200-020
10/28/19


APN 430-200-020
10/28/19





APN 430-200-020
10/28/19

APN 430-200-020
10/28/19



APN 430-200-020
10/28/19




APN 430-200-020

10/28/19



APN 430-200-020
10/28/19

APN 430-200-020
10/28/19




APN 430-200-020
10/28/19

APN 430-200-020
10/28/19



APN 430-200-020
10/28/19






APN 430-200-020
10/28/19


APN 430-200-020

10/28/19




APN 430-200-020
10/28/19

APN 430-200-020
10/28/19




APN 430-200-020



10/28/19



APN 430-200-020
10/28/19



APN 430-200-020
10/28/19





3250 Darby Common
Fremont, CA 94539
(510) 226-9191
(510) 226-1298

INVOICE NUMBER 409786
INVOICE DATE 11/27/2019
DUE UPON RECEIPT

BILL TO Contra Costa County Fire Dist.
Exterior Hazard Control Div.
4005 Port Chicago Hwy Ste 250
Concord, CA 94520

JOB 19-9404
Contra Costa County Fire
Protection District
Weed Abatement Services
Concord, CA 94520

| DATE COMPLETED | DESCRIPTION | AMOUNT |
|-------------------|-------------|--------|
|-------------------|-------------|--------|

| | | |
|------------|--------------------------------|----------|
| 11/21/2019 | Completion of APN 430-200-020. | 1,937.50 |
|------------|--------------------------------|----------|

EW Proposal/Authorization #: _____

NET DUE 1,937.50

SYSTEM GENERATED
Ticket# 756189
Manifest
Operator N2BRIAN

CITY OF NAPA
NAPA RECYCLING & WASTE SERVICES
MATERIALS DIVERSION FAC.
NAPA, CA 94559

Date: 11/20/19
In Time: 8:08 AM
Out Time: 8:15 AM

Cust# 01-0000001
CASH CUSTOMER
820 LEVITIN WAY
NAPA, CA 94559

Vehicle: CASH/43058K1
Origin: NAPA NAPA CITY

CASH CUSTOMER

lobe 10

CCFD
APN: 430-200-020

Comment:

| Material | Gross Wgt | Tare Wgt | Net Wgt | Qty | Amount |
|-----------|------------|------------|---------|--------|---------|
| YARDWASTE | 1 12500 LB | 1 10840 LB | 1660 LB | .83 TN | \$40.67 |

APN: 430-200-020

Total- \$40.67

Payment Info: Credit Card - VISA # - 0666 Auth: 09009G \$40.67

WEIGHMASTER CERTIFICATE


THIS IS TO CERTIFY that the following described commodity was weighed, measured, or counted by a weighmaster, whose signature is on this certificate, who is a recognized authority of accuracy, as prescribed by Chapter 7 (commencing with Section 12700) of Division 5 of the California Business and Professions Code, administered by the Division of Measurement Standards of California Dept. of Food and Agriculture.

Driver Signature _____ Weighmaster Signature _____


Weight Codes: M=Manual, T=Stored Tare, 1/2 = Scale

APN 430-200-020
10/28/19





APN:430-200-020 AFTER




APN 430-200-020
10/28/19



APN: 430-200-020 AFTER

APN 430-200-020

10/28/19








APN 430-200-020

10/28/19



APN:430-200-020 AFTER



CONTRA COSTA COUNTY FIRE PROTECTION DISTRICT

MINUTES

October 12, 2020

The Advisory Fire Commission met at a regular meeting on Monday, October 12, 2020. Chair Galey called the meeting to order at 7:00 p.m.

ROLL CALL

Present: Commissioners: Richard "Tom" Chapman – At Large #2
Michael Daugelli – District III
Mike Egan – At Large #1
Walter Fields – At Large Alternate #2
Debra Galey – District IV
Matthew Guichard – District II

Fire Chief: Lewis T. Broschard III

Absent: Erel Betser – District I
Richard Nakano – District V

PUBLIC HEARINGS

A. Chair Galey opened the public hearing on the October 7, 2020 Report on the Cost of Abatement. Hearing no objections or protests to the October 7, 2020 Abatement Report, the hearing was closed. Chair Galey then asked for a motion to adopt the Resolution of Confirmation confirming the October 7, 2020 Abatement Report in the amount of \$32,797.09. Commissioner Fields moved that the Commission adopt the Resolution of Confirmation confirming the Abatement Report, seconded by Commissioner Daugelli. Motion passed (AYES: Chapman, Daugelli, Egan, Fields, Galey, Guichard; ABSENT: Betser, Nakano).

Commissioner Chapman made an additional motion to have District staff adjust or modify any charges found to be incorrect because the charge was entered:

- a) more than once,
- b) through clerical error,
- c) through the error or mistake of a material fact, or
- d) illegally

Motion seconded by Commissioner Fields. Motion passed (AYES: Chapman, Daugelli, Egan, Fields, Galey, Guichard; ABSENT: Betser, Nakano).

PUBLIC COMMENTS

None

CONSENT ITEMS

A. August 10, 2020 Meeting Minutes

Commissioner Daugelli made a motion to accept and file the August 10, 2020 minutes. Motion seconded by Commissioner Egan. Motion passed (AYES: Chapman, Daugelli, Egan, Fields, Galey, Guichard; ABSENT: Betser, Nakano).

B. Accept and File Reports:

1. Personnel Report
2. Operating Budget
3. Fire Prevention Reports
4. Monthly Activity Reports
5. Suppression Leave Summary
6. Correspondence

The Personnel Report and Suppression Leave Summary were moved to Discussion Items at the request of Commissioner Chapman.

Commissioner Fields made a motion to accept and file Items B.2 through B.4. and B.6. Motion seconded by Commissioner Daugelli. Motion passed (AYES: Chapman, Daugelli, Egan, Fields, Galey, Guichard; ABSENT: Betser, Nakano).

DISCUSSION ITEMS

A. Personnel Report

Commissioner Chapman asked about the ten Fire Engineer vacancies. Chief Broschard noted that recently promoted personnel will fill these vacancies.

Commissioner Daugelli made a motion to accept and file the Personnel Report. Motion seconded by Commissioner Fields. Motion passed (AYES: Chapman, Daugelli, Egan, Fields, Galey, Guichard; ABSENT: Betser, Nakano).

B. Suppression Leave Summary

Commissioner Chapman asked about the higher overtime and mandatory overtime numbers on August 16. Chief Broschard noted this was due to the summer fire siege.

Commissioner Egan made a motion to accept and file the Suppression Leave Summary. Motion seconded by Commissioner Fields. Motion passed (AYES: Chapman, Daugelli, Egan, Fields, Galey, Guichard; ABSENT: Betser, Nakano).

C. Declaration of Surplus Equipment – Report of August 27, 2020

Commissioner Chapman made a motion to approve the surplus of equipment listed on the declaration report of August 27, 2020. Motion seconded by Commissioner Egan. Motion passed (AYES: Chapman, Daugelli, Egan, Fields, Galey, Guichard; ABSENT: Betser, Nakano).

FIRE CHIEF'S REPORT

Reviewed/discussed the October 12, 2020 Fire Chief's report.

SUMMARY REPORT – Incident #20079464

Reviewed/discussed the report.

COMMISSIONERS' COMMENTS / ITEMS FOR FUTURE AGENDAS

Following a query by Chair Galey, Commissioner Fields made a motion to move the next meeting to December 7, 2020. Motion seconded by Commissioner Daugelli. Motion passed (AYES: Chapman, Daugelli, Egan, Fields, Galey, Guichard; ABSENT: Betser, Nakano).

Meeting adjourned at 8:42 p.m.

NEXT MEETING DATE AND TIME

The next meeting is scheduled for December 7, 2020, 7:00 p.m.

Latonia Ellingberg, Recording Secretary



CONTRA COSTA COUNTY FIRE PROTECTION DISTRICT

TO: Advisory Fire Commission 
FROM: Jackie Lorrekovich, Chief of Administrative Services
SUBJECT: Personnel Report
DATE: December 7, 2020

SERVICE AWARDS

15-YEAR

| | | |
|---------------------|-----------------------|----------|
| Aaron Brunton | Fire Captain | 11-14-05 |
| Darren Rosten | Fire Engineer | 11-14-05 |
| David Watson | Battalion Chief | 11-14-05 |
| Guy Hayashi | Firefighter-Paramedic | 11-14-05 |
| Jason Henika | Fire Captain | 11-14-05 |
| John Lane | Fire Engineer | 11-14-05 |
| Jonathan Taormina | Fire Captain | 11-14-05 |
| Kristoffer Rafferty | Fire Engineer | 11-14-05 |
| Ronald Cutting | Fire Engineer | 11-14-05 |
| Russell Perkins | Fire Engineer | 11-14-05 |
| Ryan Fern | Fire Captain | 11-14-05 |
| Ryan Schuyler | Fire Engineer | 11-14-05 |
| Scott Valencia | Battalion Chief | 11-14-05 |
| Sean Carder | Fire Captain | 11-14-05 |
| Shane Kelly | Fire Captain | 11-14-05 |
| Thomas Zurflueh | Fire Captain | 11-14-05 |

NEW HIRES

| | | |
|---------------|---------------------------|----------|
| Daniel Bondoc | Clerk – Experienced Level | 11-09-20 |
|---------------|---------------------------|----------|

SEPARATIONS

| | | |
|----------------|-------------------------|----------|
| Dominic Martin | Building Plan Checker I | 11-09-20 |
| William Pigeon | Assistant Fire Chief | 11-18-20 |

RETIREMENTS

| | | | |
|-------------|---|----------|----------|
| Kody Kerwin | Fire District Telecommunications Specialist | 10-18-99 | 12-02-20 |
|-------------|---|----------|----------|

SUPPRESSION STAFFING VACANCIES

| | Minimum Staffing | Current Staffing | Vacancies |
|---------------|------------------|------------------|-----------|
| Fire Captain | 90 | 89 | 1 |
| Fire Engineer | 87 | 77 | 10 |
| Firefighter | 105 | 122 | (17) |
| Total | 282 | 288 | (6) |

NOTES

1. The suppression staffing report reflects full staffing with 28 fire companies, one squad, and three STCs. In July 2019, a fourth firefighter was added to Trucks 6, 83, and 84. In March 2020, a fourth firefighter was added to Trucks 1 and 14 and Engine 10. The positions are partially funded by the SAFER grant awards. In September 2019, three (3) Fire Captain-Paramedics were added for the Helicopter Emergency Medical Services Program at Buchanan Airport.
2. Negative numbers represent a surplus over minimum staffing. Incumbents will fill vacancies created by retirements.

**CCCFPD General Fund Expenditures Summary
FY 2020-21 (as of 11-12-2020)**

| Dept | Obj | Sub Obj | Description | Appropriation | Expenditures | Encumbr | Balance | % Used |
|------|-------------|--------------|---------------------------|--------------------|-------------------|----------|-------------------|---------------|
| 0952 | 6000 | 6201 | GENERAL INVENTORY CLEAR | 0 | 371,155 | 0 | -371,155 | |
| 0952 | 6000 | 6203 | FUEL INVENTORY CLEARING | 0 | 71,260 | 0 | -71,260 | |
| 0952 | 6000 | 6205 | PARTS INVENTORY CLEARING | 0 | 481,636 | 0 | -481,636 | |
| | 6000 | Total | | 0 | 924,051 | 0 | -924,051 | |
| 7300 | 1000 | 1011 | PERMANENT SALARIES | 51,968,730 | 16,369,849 | 0 | 35,598,881 | 31.50% |
| 7300 | 1000 | 1013 | TEMPORARY SALARIES | 710,000 | 484,038 | 0 | 225,962 | 68.17% |
| 7300 | 1000 | 1014 | PERMANENT OVERTIME | 12,962,000 | 6,462,998 | 0 | 6,499,002 | 49.86% |
| 7300 | 1000 | 1015 | DEFERRED COMP CTY CONTRB | 138,535 | 21,635 | 0 | 116,900 | 15.62% |
| 7300 | 1000 | 1019 | COMP & S D I RECOVERIES | 0 | -153,951 | 0 | 153,951 | |
| 7300 | 1000 | 1042 | F.I.C.A. | 925,240 | 357,384 | 0 | 567,856 | 38.63% |
| 7300 | 1000 | 1044 | RETIREMENT EXPENSE | 29,700,870 | 9,438,135 | 0 | 20,262,735 | 31.78% |
| 7300 | 1000 | 1046 | EXCESS RETIREMENT BENEFIT | 252,548 | 22,004 | 0 | 230,544 | 8.71% |
| 7300 | 1000 | 1060 | EMPLOYEE GROUP INSURANCE | 7,801,807 | 1,991,819 | 0 | 5,809,988 | 25.53% |
| 7300 | 1000 | 1061 | RETIREE HEALTH INSURANCE | 5,636,000 | 1,780,468 | 0 | 3,855,532 | 31.59% |
| 7300 | 1000 | 1062 | OPEB PRE-PAY | 2,208,109 | 552,027 | 0 | 1,656,082 | 25.00% |
| 7300 | 1000 | 1063 | UNEMPLOYMENT INSURANCE | 0 | 5,702 | 0 | -5,702 | |
| 7300 | 1000 | 1070 | WORKERS COMPENSATION INS | 3,190,487 | 1,169,094 | 0 | 2,021,393 | 36.64% |
| | 1000 | Total | | 115,494,326 | 38,501,201 | 0 | 76,993,125 | 33.34% |
| 7300 | 2000 | 2100 | OFFICE EXPENSE | 149,710 | 16,021 | 0 | 133,689 | 10.70% |
| 7300 | 2000 | 2102 | BOOKS-PERIODICLS-SUBSCRPT | 23,550 | 2,084 | 0 | 21,466 | 8.85% |
| 7300 | 2000 | 2110 | COMMUNICATIONS | 703,500 | 225,404 | 0 | 478,096 | 32.04% |
| 7300 | 2000 | 2120 | UTILITIES | 406,965 | 126,140 | 0 | 280,825 | 31.00% |
| 7300 | 2000 | 2130 | SMALL TOOLS & INSTRUMENTS | 78,160 | 6,044 | 0 | 72,116 | 7.73% |
| 7300 | 2000 | 2131 | MINOR FURNITURE/EQUIPMENT | 505,700 | 116,216 | 0 | 389,484 | 22.98% |
| 7300 | 2000 | 2132 | MINOR COMPUTER EQUIPMENT | 260,450 | 37,845 | 0 | 222,605 | 14.53% |
| 7300 | 2000 | 2140 | MEDICAL & LAB SUPPLIES | 217,700 | 63,877 | 0 | 153,823 | 29.34% |
| 7300 | 2000 | 2150 | FOOD | 52,730 | 20,915 | 0 | 31,815 | 39.66% |
| 7300 | 2000 | 2160 | CLOTHING & PERSONAL SUPPL | 815,758 | 153,695 | 0 | 662,063 | 18.84% |
| 7300 | 2000 | 2170 | HOUSEHOLD EXPENSE | 314,949 | 101,483 | 0 | 213,466 | 32.22% |
| 7300 | 2000 | 2190 | PUBLICATNS & LEGL NOTICES | 6,800 | 1,330 | 0 | 5,470 | 19.56% |
| 7300 | 2000 | 2200 | MEMBERSHIPS | 25,140 | 9,734 | 0 | 15,406 | 38.72% |
| 7300 | 2000 | 2250 | RENTS & LEASES -EQUIPMENT | 591,665 | 154,215 | 0 | 437,450 | 26.06% |
| 7300 | 2000 | 2251 | COMPUTER SOFTWARE COST | 709,300 | 51,144 | 0 | 658,156 | 7.21% |
| 7300 | 2000 | 2260 | RENTS & LEASES -PROPERTY | 8,510 | 2,715 | 0 | 5,795 | 31.91% |
| 7300 | 2000 | 2270 | MAINTENANCE -EQUIPMENT | 348,400 | 114,385 | 0 | 234,015 | 32.83% |
| 7300 | 2000 | 2271 | VEHICLE REPAIRS | 666,600 | 172,488 | 0 | 494,112 | 25.88% |
| 7300 | 2000 | 2272 | VEHICLE FUEL/OIL | 588,000 | 125,660 | 0 | 462,340 | 21.37% |
| 7300 | 2000 | 2273 | CNTRL GARAGE TIRES | 125,000 | 73,707 | 0 | 51,293 | 58.97% (1) |
| 7300 | 2000 | 2281 | MAINTENANCE OF BUILDINGS | 1,411,000 | 124,002 | 0 | 1,286,998 | 8.79% |
| 7300 | 2000 | 2282 | GROUNDS MAINTENANCE | 749,220 | 12,365 | 0 | 736,855 | 1.65% |
| 7300 | 2000 | 2300 | TRANSPORTATION AND TRAVEL | 10,000 | 0 | 0 | 10,000 | 0.00% |
| 7300 | 2000 | 2301 | AUTO MILEAGE EMPLOYEES | 3,000 | 737 | 0 | 2,263 | 24.57% |
| 7300 | 2000 | 2303 | OTHER TRAVEL EMPLOYEES | 229,200 | 19,641 | 0 | 209,559 | 8.57% |
| 7300 | 2000 | 2310 | NON CNTY PROF SPCLZD SVCS | 1,475,856 | 211,510 | 0 | 1,264,346 | 14.33% |
| 7300 | 2000 | 2314 | CONTRACTED TEMPORARY HELP | 35,000 | 0 | 0 | 35,000 | 0.00% |
| 7300 | 2000 | 2360 | INSURANCE | 5 | 0 | 0 | 5 | 0.00% |
| 7300 | 2000 | 2467 | TRAINING & REGISTRATIONS | 317,380 | 14,304 | 0 | 303,076 | 4.51% |
| 7300 | 2000 | 2474 | FIRE FIGHTING SUPPLIES | 1,108,747 | 114,773 | 0 | 993,974 | 10.35% |
| 7300 | 2000 | 2477 | ED SUPPLIES AND COURSES | 104,150 | 4,626 | 0 | 99,524 | 4.44% |
| 7300 | 2000 | 2479 | OTHER SPECIAL DPMTAL EXP | 36,050 | 2,091 | 0 | 33,959 | 5.80% |

**CCCFPD General Fund Expenditures Summary
FY 2020-21 (as of 11-12-2020)**

| | | | | | | | | |
|------|--------------------|------|---------------------------|---------------------------|--------------------------|----------------------|---------------------------|----------------------|
| 7300 | 2000 | 2490 | MISC SERVICES & SUPPLIES | 78,714 | 11,826 | 0 | 66,888 | 15.02% |
| | 2000 Total | | | <u>12,156,909</u> | <u>2,090,981</u> | <u>0</u> | <u>10,065,928</u> | <u>17.20%</u> |
| 7300 | 3000 | 3505 | RETIRE OTH LONG TERM DEBT | 2,117,410 | 2,044,996 | 0 | 72,414 | 96.58% |
| 7300 | 3000 | 3515 | INT ON OTH LONG TERM DEBT | 417,213 | 364,992 | 0 | 52,221 | 87.48% |
| 7300 | 3000 | 3530 | TAXES & ASSESSMENTS | 31,000 | 36,995 | 0 | -5,995 | 119.34% |
| 7300 | 3000 | 3611 | INTERFUND EXP - GOV/GOV | 2,822,205 | 941,849 | 0 | 1,880,356 | 33.37% |
| 7300 | 3000 | 3612 | INTERFUND EXP - GOV/ENT | 800 | 0 | 0 | 800 | 0.00% |
| 7300 | 3000 | 3614 | DOIT PHONE EXCHANGE | 6,930 | 1,821 | 0 | 5,110 | 26.27% |
| 7300 | 3000 | 3615 | DOIT DATA PROC SVCS | 198,459 | 15,690 | 0 | 182,769 | 7.91% |
| 7300 | 3000 | 3616 | DOIT DATA PROC SUPPLY | 17,938 | 0 | 0 | 17,938 | 0.00% |
| 7300 | 3000 | 3617 | DOIT MNTN RADIO EQMT | 50,000 | 463 | 0 | 49,537 | 0.93% |
| 7300 | 3000 | 3618 | DOIT OTHER TELCOM CHARGES | 0 | 5 | 0 | -5 | |
| 7300 | 3000 | 3619 | GEN SVC-BLDG OCPNCY COSTS | 567,178 | 235,368 | 0 | 331,810 | 41.50% |
| 7300 | 3000 | 3620 | GEN SVC-REQUESTED MNTCE | 8,000 | 1,481 | 0 | 6,519 | 18.52% |
| 7300 | 3000 | 3622 | GEN SVC-OTHER GS CHARGES | 209,748 | 23,537 | 0 | 186,211 | 11.22% |
| 7300 | 3000 | 3626 | INFO SECURITY CHG | 33,334 | 2,778 | 0 | 30,556 | 8.33% |
| | 3000 Total | | | <u>6,480,215</u> | <u>3,669,976</u> | <u>0</u> | <u>2,810,239</u> | <u>56.63%</u> |
| 7300 | 4000 | 4707 | 000-TRAINING TOWER RESTOR | 0 | 406 | 0 | -406 | |
| 7300 | 4000 | 4951 | OFFICE EQUIP & FURNITURE | 30,000 | 0 | 11,083 | 18,917 | 0.00% |
| 7300 | 4000 | 4953 | AUTOS & TRUCKS | 340,000 | 3,964 | 0 | 336,036 | 1.17% |
| 7300 | 4000 | 4955 | RADIO & COMMUNICATN EQUIP | 180,600 | 0 | 0 | 180,600 | 0.00% |
| 7300 | 4000 | 4956 | TOOLS & SUNDRY EQUIPMENT | 155,500 | 580 | 0 | 154,920 | 0.37% |
| 7300 | 4000 | 4971 | CAPITALIZED SOFTWARE | 124,000 | 0 | 0 | 124,000 | 0.00% |
| | 4000 Total | | | <u>830,100</u> | <u>4,950</u> | <u>11,083</u> | <u>814,068</u> | <u>0.60%</u> |
| 7300 | 5000 | 5011 | REIMBURSEMENTS-GOV/GOV | 17,116,348 | 20 | 0 | 17,116,328 | 0.00% |
| 7300 | 5000 | 5016 | TRANSFERS - GOV/GOV | 2,602,101 | 0 | 0 | 2,602,101 | 0.00% |
| | 5000 Total | | | <u>19,718,449</u> | <u>20</u> | <u>0</u> | <u>19,718,429</u> | <u>0.00%</u> |
| | Grand Total | | | <u>154,679,999</u> | <u>45,191,178</u> | <u>11,083</u> | <u>109,477,738</u> | <u>29.22%</u> |

(1) Fire Engine tire replacement for damage due to wildland fires.



FIRE PREVENTION BUREAU NOVEMBER YEAR-TO-DATE



CE

Code Enforcement

6,951

- > 6,700 Residential Inspections
- > 251 Educational, High-rise and I-3

305 Other Inspections

E

Engineering

3,264

- > 3,264 Construction Inspections

2,268 Plan Reviews

FIU

Fire Investigations **841**

| | |
|----------------------|----|
| Arrests | 25 |
| Injuries from Fire | 27 |
| Fatalities from Fire | 3 |

CRR

Community Risk Reduction

1,363

Weed Abatement Notices

81

CRR Activities

1,992

Weed Abatement Inspections

0

CRR Surveys

97%

Compliance for State
Mandated Inspections

2,347 Re-inspections completed



Followers 5,965



Followers 20,861



Followers 12,800



Special Events
Total Educated

5,564



FIRE PREVENTION BUREAU OCTOBER YEAR-TO-DATE



CE

Code Enforcement

6,935

- > 6,688 Residential Inspections
- > 247 Educational, High-rise and I-3

259 Other Inspections

E

Engineering

2,986

- > 2,986 Construction Inspections

2,093 Plan Reviews

FIU

Fire Investigations

796

Arrests

20

Injuries from Fire

26

Fatalities from Fire

3

CRR

Community Risk Reduction

1,351

Weed Abatement Notices

CRR Activities

73

1,967

Weed Abatement Inspections

CRR Surveys

0

96%

Compliance for State
Mandated Inspections

2,258 Re-inspections completed



Followers 5,965



Followers 20,861



Followers 12,800



Special Events
Total Educated 5,471

Response by Station

(10/01/20 ~ 10/31/20)

(11/01/20 ~ 11/30/20)

| Station | Runs | Runs/Day | Code 3 |
|---------|------|----------|--------|
| 6 | 553 | 17.84 | 404 |
| 70 | 443 | 14.29 | 396 |
| 81 | 367 | 11.84 | 312 |
| 1 | 347 | 11.19 | 248 |
| 85 | 277 | 8.94 | 226 |
| 84 | 262 | 8.45 | 221 |
| 83 | 248 | 8 | 207 |
| 82 | 247 | 7.97 | 198 |
| 5 | 230 | 7.42 | 177 |
| 9 | 217 | 7 | 167 |
| 86 | 209 | 6.74 | 172 |
| 8 | 195 | 6.29 | 140 |
| 88 | 183 | 5.9 | 164 |
| 69 | 169 | 5.45 | 151 |
| 14 | 145 | 4.68 | 109 |
| 13 | 143 | 4.61 | 108 |
| 3 | 136 | 4.39 | 116 |
| 2 | 135 | 4.35 | 99 |
| 10 | 131 | 4.23 | 108 |
| 87 | 121 | 3.9 | 103 |
| 15 | 107 | 3.45 | 67 |
| 11 | 96 | 3.1 | 66 |
| 7 | 76 | 2.45 | 56 |
| 22 | 63 | 2.03 | 53 |
| 16 | 38 | 1.23 | 27 |
| 17 | 29 | 0.94 | 15 |
| 19 | 9 | 0.29 | 6 |
| | 5176 | 166.97 | 4116 |

| Station | Runs | Runs/Day | Code 3 |
|---------|------|----------|--------|
| 6 | 516 | 17.2 | 380 |
| 70 | 419 | 13.97 | 366 |
| 1 | 323 | 10.77 | 234 |
| 81 | 321 | 10.7 | 270 |
| 83 | 280 | 9.33 | 234 |
| 84 | 267 | 8.9 | 212 |
| 5 | 254 | 8.47 | 198 |
| 82 | 248 | 8.27 | 199 |
| 85 | 238 | 7.93 | 199 |
| 86 | 209 | 6.97 | 188 |
| 9 | 206 | 6.87 | 153 |
| 88 | 197 | 6.57 | 163 |
| 3 | 195 | 6.5 | 159 |
| 8 | 173 | 5.77 | 135 |
| 10 | 164 | 5.47 | 133 |
| 13 | 158 | 5.27 | 122 |
| 69 | 143 | 4.77 | 123 |
| 14 | 134 | 4.47 | 108 |
| 87 | 131 | 4.37 | 114 |
| 2 | 129 | 4.3 | 93 |
| 15 | 102 | 3.4 | 65 |
| 7 | 84 | 2.8 | 63 |
| 22 | 77 | 2.57 | 62 |
| 11 | 74 | 2.47 | 55 |
| 16 | 47 | 1.57 | 32 |
| 17 | 38 | 1.27 | 24 |
| 19 | 5 | 0.17 | 5 |
| | 5132 | 171.07 | 4089 |

Response by Company

(10/01/20 ~ 10/31/20)

(11/01/20 ~ 11/30/20)

| Unit | Runs | Runs/Day | Code 3 |
|-------|------|----------|--------|
| E106 | 370 | 11.94 | 291 |
| E181 | 325 | 10.48 | 274 |
| E170 | 290 | 9.35 | 249 |
| E185 | 277 | 8.94 | 226 |
| T184 | 238 | 7.68 | 200 |
| T183 | 236 | 7.61 | 197 |
| E105 | 229 | 7.39 | 176 |
| E182 | 229 | 7.39 | 181 |
| E101 | 228 | 7.35 | 182 |
| E109 | 211 | 6.81 | 161 |
| E186 | 193 | 6.23 | 156 |
| E108 | 188 | 6.06 | 133 |
| E188 | 183 | 5.9 | 164 |
| T106 | 183 | 5.9 | 113 |
| SQ70 | 153 | 4.94 | 147 |
| E169 | 143 | 4.61 | 128 |
| E113 | 137 | 4.42 | 104 |
| E103 | 133 | 4.29 | 113 |
| E102 | 130 | 4.19 | 94 |
| T114 | 129 | 4.16 | 96 |
| E187 | 121 | 3.9 | 103 |
| T101 | 119 | 3.84 | 66 |
| E110 | 104 | 3.35 | 81 |
| E111 | 94 | 3.03 | 64 |
| E115 | 77 | 2.48 | 46 |
| E107 | 68 | 2.19 | 48 |
| E122 | 59 | 1.9 | 49 |
| E381 | 42 | 1.35 | 38 |
| E116 | 38 | 1.23 | 27 |
| E315 | 29 | 0.94 | 20 |
| E117 | 27 | 0.87 | 13 |
| R10 | 25 | 0.81 | 25 |
| E369 | 21 | 0.68 | 18 |
| R82 | 17 | 0.55 | 16 |
| E114 | 16 | 0.52 | 13 |
| E386 | 16 | 0.52 | 16 |
| E384 | 10 | 0.32 | 8 |
| DZ220 | 9 | 0.29 | 9 |
| E619 | 9 | 0.29 | 6 |
| E308 | 7 | 0.23 | 7 |
| E383 | 7 | 0.23 | 7 |
| BS107 | 6 | 0.19 | 6 |
| E309 | 6 | 0.19 | 6 |
| E313 | 6 | 0.19 | 4 |
| E183 | 5 | 0.16 | 3 |
| E184 | 5 | 0.16 | 4 |
| E302 | 5 | 0.16 | 5 |
| R369 | 5 | 0.16 | 5 |
| E322 | 4 | 0.13 | 4 |
| E303 | 3 | 0.1 | 3 |
| E307 | 2 | 0.06 | 2 |
| E311 | 2 | 0.06 | 2 |
| E317 | 2 | 0.06 | 2 |
| R310 | 2 | 0.06 | 2 |
| E115A | 1 | 0.03 | 1 |
| R382 | 1 | 0.03 | 1 |
| WT105 | 1 | 0.03 | 1 |
| | 5176 | 166.97 | 4116 |

| Unit | Runs | Runs/Day | Code 3 |
|-------|------|----------|--------|
| E106 | 330 | 11 | 263 |
| E181 | 317 | 10.57 | 266 |
| E170 | 274 | 9.13 | 229 |
| T183 | 273 | 9.1 | 227 |
| T184 | 257 | 8.57 | 204 |
| E105 | 252 | 8.4 | 196 |
| E185 | 238 | 7.93 | 199 |
| E182 | 237 | 7.9 | 188 |
| E186 | 207 | 6.9 | 186 |
| E109 | 205 | 6.83 | 152 |
| E101 | 203 | 6.77 | 162 |
| E188 | 197 | 6.57 | 163 |
| E103 | 194 | 6.47 | 158 |
| T106 | 186 | 6.2 | 117 |
| E108 | 170 | 5.67 | 132 |
| E113 | 156 | 5.2 | 120 |
| SQ70 | 145 | 4.83 | 137 |
| E169 | 134 | 4.47 | 114 |
| T114 | 130 | 4.33 | 104 |
| E187 | 127 | 4.23 | 111 |
| E102 | 126 | 4.2 | 90 |
| E110 | 124 | 4.13 | 96 |
| T101 | 120 | 4 | 72 |
| E115 | 98 | 3.27 | 61 |
| E122 | 77 | 2.57 | 62 |
| E107 | 74 | 2.47 | 53 |
| E111 | 72 | 2.4 | 53 |
| E116 | 47 | 1.57 | 32 |
| E117 | 38 | 1.27 | 24 |
| R10 | 33 | 1.1 | 30 |
| R82 | 11 | 0.37 | 11 |
| BS107 | 8 | 0.27 | 8 |
| E383 | 7 | 0.23 | 7 |
| E384 | 7 | 0.23 | 5 |
| R310 | 7 | 0.23 | 7 |
| R369 | 6 | 0.2 | 6 |
| E619 | 5 | 0.17 | 5 |
| E114 | 4 | 0.13 | 4 |
| E315 | 4 | 0.13 | 4 |
| E381 | 4 | 0.13 | 4 |
| HM21 | 4 | 0.13 | 3 |
| DZ220 | 3 | 0.1 | 3 |
| E302 | 3 | 0.1 | 3 |
| E308 | 3 | 0.1 | 3 |
| E369 | 3 | 0.1 | 3 |
| E307 | 2 | 0.07 | 2 |
| E311 | 2 | 0.07 | 2 |
| E313 | 2 | 0.07 | 2 |
| E386 | 2 | 0.07 | 2 |
| WT105 | 2 | 0.07 | 2 |
| E303 | 1 | 0.03 | 1 |
| E309 | 1 | 0.03 | 1 |
| | 5132 | 171.07 | 4089 |

Contra Costa County Fire Protection District

Station Summary

Year: 2020 Month: 10

| Area | City | Code | | | Fire | | | EMS | | | Public Service | Hazard | Alarm | Mistaken Alarm | False Alarm | Other NF | Total | PP - FD Processing | FD - FE Turnout | FE - FA Travel | Total Response |
|---------|---------------|---------|------------|----------|--------|------|-------|--------|--------|--------|----------------|--------|-------|----------------|-------------|----------|-------|--------------------|-----------------|----------------|----------------|
| | | 3 Calls | Mutual Aid | Auto Aid | Struc. | Veg. | Other | Rescue | Rescue | Rescue | | | | | | | | | | | |
| 01 | Walnut Creek | 137 | 0 | 0 | 0 | 0 | 1 | 2 | 84 | 6 | 6 | 62 | 26 | 0 | 187 | 01:30 | 01:39 | 04:41 | 07:47 | | |
| 02 | Pleasant Hill | 73 | 0 | 0 | 0 | 0 | 0 | 2 | 63 | 3 | 5 | 23 | 16 | 0 | 112 | 01:29 | 01:32 | 04:32 | 07:22 | | |
| 03 | Walnut Creek | 115 | 0 | 0 | 0 | 0 | 0 | 0 | 97 | 3 | 10 | 19 | 7 | 0 | 136 | 01:34 | 01:35 | 05:18 | 08:37 | | |
| 04 | Walnut Creek | 28 | 0 | 3 | 0 | 0 | 0 | 0 | 14 | 3 | 2 | 14 | 1 | 1 | 35 | 01:28 | 01:34 | 06:46 | 09:54 | | |
| 05 | Pleasant Hill | 120 | 0 | 0 | 0 | 1 | 6 | 23 | 96 | 4 | 14 | 26 | 8 | 0 | 155 | 01:32 | 01:38 | 04:53 | 08:11 | | |
| 06 | Concord | 287 | 0 | 2 | 7 | 6 | 23 | 219 | 41 | 2 | 9 | 10 | 4 | 0 | 370 | 01:32 | 01:38 | 04:48 | 07:56 | | |
| 07 | Walnut Creek | 50 | 0 | 0 | 1 | 1 | 1 | 41 | 95 | 9 | 23 | 27 | 7 | 1 | 69 | 01:37 | 01:18 | 04:54 | 07:50 | | |
| 08 | Concord | 123 | 0 | 1 | 1 | 3 | 4 | 95 | 62 | 6 | 11 | 40 | 13 | 0 | 170 | 01:25 | 01:53 | 04:20 | 07:37 | | |
| 09 | Pacheco | 98 | 0 | 0 | 0 | 1 | 3 | 62 | 41 | 1 | 7 | 14 | 3 | 0 | 136 | 01:27 | 01:30 | 04:42 | 07:24 | | |
| 10 | Concord | 52 | 0 | 0 | 0 | 1 | 2 | 41 | 51 | 1 | 12 | 10 | 7 | 0 | 69 | 01:19 | 01:10 | 04:28 | 07:00 | | |
| 11 | Clayton | 56 | 0 | 0 | 0 | 0 | 3 | 51 | 28 | 1 | 21 | 10 | 7 | 0 | 84 | 01:21 | 01:31 | 04:19 | 07:14 | | |
| 12 | Martinez | 69 | 0 | 1 | 0 | 0 | 4 | 49 | 34 | 5 | 8 | 22 | 3 | 0 | 90 | 01:23 | 01:40 | 06:40 | 09:19 | | |
| 13 | Martinez | 43 | 0 | 3 | 0 | 0 | 1 | 28 | 37 | 1 | 7 | 21 | 0 | 0 | 59 | 01:30 | 01:16 | 05:40 | 08:20 | | |
| 14 | Martinez | 47 | 0 | 1 | 1 | 3 | 2 | 34 | 10 | 2 | 15 | 5 | 5 | 0 | 65 | 01:21 | 01:43 | 04:10 | 07:04 | | |
| 15 | Lafayette | 47 | 0 | 4 | 0 | 0 | 0 | 37 | 8 | 2 | 13 | 15 | 9 | 0 | 77 | 01:16 | 01:39 | 05:22 | 08:33 | | |
| 16 | Lafayette | 18 | 0 | 3 | 0 | 1 | 0 | 10 | 2 | 2 | 3 | 3 | 1 | 0 | 29 | 01:12 | 02:01 | 05:35 | 08:25 | | |
| 17 | Lafayette | 10 | 0 | 0 | 2 | 0 | 0 | 8 | 5 | 0 | 4 | 1 | 1 | 0 | 18 | 01:03 | 02:04 | 04:12 | 07:19 | | |
| 18 | Clyde | 7 | 0 | 0 | 0 | 0 | 2 | 5 | 4 | 0 | 1 | 4 | 1 | 0 | 13 | 01:22 | 01:08 | 06:50 | 09:14 | | |
| 19 | Martinez | 5 | 0 | 5 | 0 | 0 | 0 | 4 | 41 | 1 | 7 | 11 | 2 | 0 | 8 | 01:31 | 01:25 | 05:56 | 08:30 | | |
| 21 | Concord | 50 | 0 | 0 | 1 | 0 | 1 | 41 | 23 | 1 | 5 | 5 | 2 | 0 | 64 | 01:19 | 01:36 | 06:16 | 09:09 | | |
| 22 | Concord | 29 | 0 | 0 | 0 | 0 | 1 | 23 | 68 | 3 | 2 | 5 | 2 | 0 | 34 | 01:24 | 01:31 | 04:59 | 07:58 | | |
| 69 | El Sobrante | 80 | 0 | 27 | 1 | 0 | 4 | 68 | 188 | 14 | 9 | 9 | 3 | 2 | 91 | 01:24 | 01:36 | 03:59 | 07:05 | | |
| 70 | San Pablo | 291 | 0 | 145 | 10 | 6 | 34 | 188 | 161 | 1 | 12 | 70 | 7 | 22 | 363 | 01:37 | 01:35 | 04:32 | 07:50 | | |
| 81 | Antioch | 221 | 0 | 4 | 7 | 4 | 22 | 161 | 139 | 3 | 15 | 39 | 13 | 0 | 262 | 01:18 | 01:20 | 03:58 | 06:27 | | |
| 82 | Antioch | 170 | 0 | 2 | 3 | 4 | 3 | 139 | 123 | 2 | 11 | 33 | 18 | 0 | 214 | 01:26 | 01:34 | 04:32 | 07:36 | | |
| 83 | Antioch | 164 | 0 | 0 | 1 | 1 | 12 | 123 | 61 | 8 | 6 | 26 | 5 | 0 | 203 | 01:23 | 01:22 | 04:51 | 07:32 | | |
| 84 | Pittsburg | 86 | 0 | 0 | 1 | 1 | 5 | 61 | 147 | 1 | 10 | 66 | 3 | 0 | 113 | 01:21 | 01:13 | 04:58 | 07:47 | | |
| 85 | Pittsburg | 200 | 0 | 1 | 1 | 2 | 9 | 147 | 135 | 3 | 11 | 20 | 9 | 0 | 239 | 01:26 | 01:34 | 04:48 | 07:46 | | |
| 86 | Bay Point | 157 | 0 | 0 | 1 | 2 | 8 | 135 | 33 | 0 | 11 | 20 | 9 | 0 | 189 | 01:29 | 01:34 | 05:04 | 08:15 | | |
| 87 | Pittsburg | 59 | 0 | 0 | 0 | 2 | 7 | 33 | 83 | 0 | 0 | 24 | 4 | 0 | 70 | 01:27 | 01:45 | 04:59 | 07:56 | | |
| 88 | Antioch | 119 | 0 | 4 | 1 | 0 | 2 | 83 | 2 | 0 | 6 | 42 | 5 | 0 | 139 | 01:28 | 01:20 | 05:06 | 07:52 | | |
| CON | | 4 | 4 | 3 | 0 | 0 | 0 | 2 | 8 | 0 | 0 | 3 | 1 | 2 | 8 | 01:29 | 01:06 | 08:02 | 09:25 | | |
| **Other | | 156 | 2 | 171 | 6 | 6 | 8 | 52 | 2 | 2 | 6 | 83 | 7 | 1 | 171 | 01:19 | 01:05 | 06:23 | 08:44 | | |
| | | 3171 | 6 | 380 | 45 | 46 | 171 | 2294 | 101 | 254 | 874 | 227 | 30 | 4042 | | | | | | | |

(Revised on 03/27/2018)

Time caps: Yes Processing: 5:00 mins; Turnout: 4:00 mins; Travel: 14:00 mins; Total Response: 16:00 mins

Contra Costa County Fire Protection District

Station Summary

Year: 2020

Month: 11

| Area | City | Code | Fire | | | EMS | | | Public Service | Alarm | False Alarm | Other NF | Total | PP - FD Processing | FD - FE Turnout | FE - FA Travel | Total Response | | |
|---------|---------------|------|---------|------------|----------|--------|------|-------|----------------|-------|-------------|----------|-------|--------------------|-----------------|----------------|----------------|--------|--------|
| | | | 3 Calls | Mutual Aid | Auto Aid | Struc. | Veg. | Other | | | | | | | | | | Rescue | Hazard |
| 01 | Walnut Creek | 108 | 0 | 0 | 0 | 0 | 0 | 1 | 83 | 4 | 4 | 34 | 21 | 1 | 148 | 01:40 | 01:36 | 04:33 | 07:49 |
| 02 | Pleasant Hill | 84 | 0 | 0 | 1 | 0 | 0 | 3 | 72 | 5 | 1 | 25 | 6 | 0 | 113 | 01:30 | 01:35 | 04:45 | 07:45 |
| 03 | Walnut Creek | 160 | 0 | 1 | 0 | 0 | 0 | 0 | 148 | 2 | 13 | 22 | 10 | 0 | 195 | 01:31 | 01:42 | 05:21 | 08:43 |
| 04 | Walnut Creek | 17 | 0 | 1 | 1 | 0 | 0 | 3 | 12 | 1 | 2 | 4 | 1 | 0 | 24 | 01:26 | 01:39 | 07:08 | 10:18 |
| 05 | Pleasant Hill | 150 | 0 | 1 | 1 | 1 | 2 | 10 | 113 | 5 | 14 | 33 | 11 | 0 | 189 | 01:40 | 01:34 | 04:56 | 07:51 |
| 06 | Concord | 251 | 0 | 0 | 2 | 0 | 0 | 18 | 187 | 4 | 25 | 68 | 24 | 0 | 328 | 01:39 | 01:28 | 04:42 | 07:54 |
| 07 | Walnut Creek | 53 | 0 | 0 | 1 | 0 | 0 | 2 | 43 | 1 | 8 | 17 | 2 | 1 | 75 | 01:33 | 01:12 | 04:28 | 07:25 |
| 08 | Concord | 131 | 0 | 0 | 1 | 0 | 0 | 3 | 100 | 3 | 13 | 34 | 7 | 0 | 161 | 01:30 | 01:47 | 03:57 | 07:15 |
| 09 | Pacheco | 82 | 0 | 0 | 0 | 1 | 0 | 4 | 59 | 0 | 7 | 37 | 8 | 0 | 116 | 01:31 | 01:38 | 04:46 | 07:47 |
| 10 | Concord | 77 | 0 | 0 | 1 | 0 | 0 | 2 | 60 | 2 | 15 | 21 | 6 | 0 | 107 | 01:34 | 01:20 | 04:39 | 07:32 |
| 11 | Clayton | 45 | 0 | 0 | 0 | 0 | 0 | 0 | 39 | 0 | 9 | 11 | 7 | 0 | 66 | 01:32 | 01:41 | 04:01 | 07:21 |
| 12 | Martinez | 73 | 0 | 0 | 1 | 0 | 0 | 2 | 50 | 3 | 2 | 27 | 6 | 0 | 91 | 01:18 | 01:35 | 06:23 | 09:19 |
| 13 | Martinez | 51 | 0 | 5 | 0 | 0 | 0 | 2 | 36 | 1 | 4 | 18 | 2 | 0 | 63 | 01:37 | 01:36 | 05:01 | 08:06 |
| 14 | Martinez | 57 | 0 | 0 | 0 | 0 | 0 | 2 | 42 | 1 | 4 | 15 | 2 | 0 | 66 | 01:22 | 01:52 | 04:23 | 07:27 |
| 15 | Lafayette | 53 | 0 | 2 | 0 | 0 | 0 | 2 | 45 | 4 | 10 | 17 | 7 | 1 | 86 | 01:37 | 01:33 | 04:55 | 08:04 |
| 16 | Lafayette | 12 | 0 | 2 | 0 | 0 | 0 | 0 | 9 | 3 | 2 | 1 | 0 | 0 | 15 | 01:24 | 01:43 | 07:00 | 09:35 |
| 17 | Lafayette | 12 | 0 | 0 | 0 | 0 | 0 | 1 | 7 | 3 | 4 | 5 | 3 | 0 | 23 | 01:26 | 01:32 | 04:13 | 07:09 |
| 18 | Clyde | 8 | 0 | 0 | 0 | 0 | 0 | 0 | 6 | 0 | 2 | 4 | 3 | 0 | 16 | 01:13 | 01:30 | 08:12 | 10:05 |
| 19 | Martinez | 4 | 0 | 2 | 0 | 0 | 1 | 0 | 2 | 0 | 0 | 1 | 0 | 0 | 4 | 02:12 | 01:45 | 06:16 | 09:34 |
| 21 | Concord | 45 | 0 | 0 | 0 | 0 | 1 | 1 | 32 | 0 | 8 | 16 | 0 | 0 | 58 | 01:34 | 01:37 | 06:16 | 09:34 |
| 22 | Concord | 38 | 0 | 0 | 0 | 0 | 1 | 0 | 27 | 0 | 3 | 8 | 3 | 0 | 42 | 01:27 | 01:28 | 05:18 | 08:11 |
| 69 | El Sobrante | 73 | 0 | 24 | 0 | 0 | 0 | 6 | 53 | 1 | 1 | 19 | 3 | 4 | 87 | 01:32 | 01:44 | 04:19 | 07:33 |
| 70 | San Pablo | 268 | 0 | 118 | 4 | 3 | 28 | 189 | 11 | 15 | 63 | 7 | 15 | 335 | 01:36 | 01:37 | 04:39 | 07:59 | |
| 81 | Antioch | 220 | 0 | 6 | 0 | 6 | 17 | 149 | 5 | 8 | 60 | 18 | 1 | 264 | 01:25 | 01:23 | 03:53 | 06:39 | |
| 82 | Antioch | 153 | 0 | 1 | 3 | 1 | 4 | 135 | 4 | 7 | 29 | 6 | 0 | 189 | 01:28 | 01:40 | 04:08 | 07:20 | |
| 83 | Antioch | 199 | 0 | 0 | 0 | 0 | 13 | 147 | 5 | 16 | 40 | 11 | 0 | 232 | 01:31 | 01:33 | 04:28 | 07:35 | |
| 84 | Pittsburg | 90 | 0 | 0 | 3 | 0 | 5 | 59 | 3 | 9 | 37 | 4 | 2 | 122 | 01:22 | 01:17 | 05:24 | 07:45 | |
| 85 | Pittsburg | 186 | 0 | 0 | 1 | 2 | 9 | 137 | 3 | 6 | 56 | 14 | 2 | 230 | 01:33 | 01:20 | 04:50 | 07:36 | |
| 86 | Bay Point | 171 | 0 | 0 | 0 | 1 | 15 | 129 | 5 | 8 | 25 | 12 | 0 | 195 | 01:27 | 01:25 | 05:17 | 08:06 | |
| 87 | Pittsburg | 55 | 0 | 0 | 0 | 0 | 1 | 41 | 0 | 2 | 19 | 2 | 0 | 65 | 01:22 | 01:29 | 04:18 | 07:16 | |
| 88 | Antioch | 125 | 0 | 6 | 2 | 1 | 1 | 95 | 2 | 7 | 39 | 8 | 0 | 155 | 01:28 | 01:32 | 05:16 | 08:19 | |
| CON | | 5 | 0 | 1 | 0 | 0 | 0 | 4 | 0 | 0 | 2 | 0 | 0 | 6 | 01:28 | 01:34 | 06:08 | 09:47 | |
| **Other | | 150 | 1 | 165 | 6 | 0 | 8 | 59 | 2 | 5 | 81 | 3 | 1 | 165 | 01:22 | 01:06 | 05:50 | 08:12 | |
| | | 3206 | 1 | 335 | 28 | 21 | 163 | 2369 | 83 | 234 | 888 | 217 | 28 | 4031 | | | | | |

(Revised on 03/27/2018)

Time caps: Yes Processing: 5:00 mins; Turnout: 4:00 mins; Travel: 14:00 mins; Total Response: 16:00 mins



CONTRA COSTA COUNTY Fire Protection District



Home | **Operations** | EMS | Support Services | Administration | PIO
Aid Provided (10/1/2020 - 10/31/2020)

- Apparatus
- Automatic Aid Agreements
- After Action Review
- Fuel Log
- Bid Assignment
- Fire Trails
- Forms
- Monthly Standby
- Incident Review
- Significant Incident Reporting
- NFIRS
- Occupational Exposure Tracking Form
- Operations Meeting Minutes
- Programs
- Reports
- Training
- Out of County Report
- Wildland Firefighting Program
- Reserve Calendar
- Logout

Unit counts based on Business Rule (ST64, ST70)

| Provider | Jurisdiction | | | | | | | | |
|----------|--------------|---------|-----|-------|-------|-------|-------|---------|-----|
| | CCE | CON | CRK | ECR | MOR | POE | RDO | RMD | SRM |
| CCE | - | 22/25 | 0/0 | 0/0 | 0/0 | 0/0 | 0/0 | 0/0 | 0/0 |
| CDF | 11/15 | 4/6 | 2/2 | 0/0 | 1/2 | 0/0 | 0/0 | 0/0 | 0/0 |
| CON | 33/39 | - | 3/4 | 3/4 | 18/28 | 16/25 | 18/29 | 107/130 | 1/2 |
| CRK | 0/0 | 2/3 | - | 0/0 | 0/0 | 0/0 | 9/17 | 2/2 | 0/0 |
| ECR | 0/0 | 24/30 | 0/0 | - | 4/4 | 3/5 | 2/2 | 74/90 | 0/0 |
| MOR | 0/0 | 14/15 | 0/0 | 0/0 | - | 0/0 | 0/0 | 1/1 | 0/0 |
| POE | 0/0 | 33/34 | 1/1 | 0/0 | 0/0 | - | 10/10 | 1/1 | 0/0 |
| RDO | 0/0 | 9/12 | 4/6 | 1/1 | 0/0 | 11/13 | - | 1/1 | 0/0 |
| RMD | 0/0 | 167/254 | 0/0 | 27/32 | 0/0 | 2/2 | 2/3 | - | 0/0 |
| SRM | 0/0 | 7/7 | 0/0 | 0/0 | 0/0 | 0/0 | 0/0 | 0/0 | - |
| TNT | 0/0 | 3/10 | 0/0 | 0/0 | 0/0 | 0/0 | 0/0 | 0/0 | 0/0 |

Response Area - Contract

| Jurisdiction | Response Area | Provider | Incidents | Units |
|--------------|---------------|----------|-----------|-------|
|--------------|---------------|----------|-----------|-------|



CONTRA COSTA COUNTY Fire Protection District



Home | **Operations** | EMS | Support Services | Administration | PIO
Aid Provided (11/1/2020 - 11/30/2020)

- Apparatus
- Automatic Aid Agreements
- After Action Review
- Fuel Log
- Bid Assignment
- Fire Trails
- Forms
- Monthly Standby
- Incident Review
- Significant Incident Reporting
- NFIRS
- Occupational Exposure Tracking Form
- Operations Meeting Minutes
- Programs
- Reports
- Training
- Out of County Report
- Wildland Firefighting Program
- Reserve Calendar
- Logout

Unit counts based on Business Rule (ST64, ST70)


| Provider | Jurisdiction | | | | | | | | |
|----------|--------------|---------|-----|-------|-------|-------|-------|-------|-----|
| | CCE | CON | CRK | ECR | MOR | POE | RDO | RMD | SRM |
| CCE | - | 21/28 | 0/0 | 0/0 | 0/0 | 0/0 | 0/0 | 0/0 | 0/0 |
| CDF | 17/22 | 3/6 | 1/2 | 0/0 | 1/1 | 0/0 | 0/0 | 0/0 | 0/0 |
| CON | 47/63 | - | 1/1 | 1/2 | 22/28 | 23/33 | 19/31 | 79/91 | 2/8 |
| CRK | 0/0 | 1/4 | - | 0/0 | 0/0 | 0/0 | 13/18 | 0/0 | 0/0 |
| ECR | 0/0 | 14/19 | 0/0 | - | 5/13 | 4/5 | 6/6 | 85/97 | 0/0 |
| MOR | 0/0 | 9/16 | 0/0 | 0/0 | - | 0/0 | 0/0 | 0/0 | 0/0 |
| POE | 0/0 | 21/21 | 0/0 | 0/0 | 0/0 | - | 22/22 | 0/0 | 0/0 |
| RDO | 0/0 | 8/10 | 4/8 | 0/0 | 0/0 | 10/15 | - | 0/0 | 0/0 |
| RMD | 0/0 | 140/178 | 0/0 | 32/35 | 2/2 | 2/2 | 3/3 | - | 0/0 |
| SRM | 0/0 | 2/2 | 0/0 | 0/0 | 0/0 | 0/0 | 0/0 | 0/0 | - |
| TNT | 0/0 | 0/0 | 1/1 | 0/0 | 0/0 | 0/0 | 0/0 | 0/0 | 0/0 |

Response Area - Contract

| Jurisdiction | Response Area | Provider | Incidents | Units |
|--------------|---------------|----------|-----------|-------|
|--------------|---------------|----------|-----------|-------|

| DATE | DAY | SHIFT | SL | VAC | WC | OTHER | TOTAL | TOTAL OT | MAN OT | EXP. OTHER |
|---------------------------|-----|-------|----------|----------|---------|---------------------------|-----------|-----------|----------|-----------------------------|
| 3 | SAT | A | 7.0 | 10.0 | 0.5 | 8.5 | 26.0 | 27.5 | 12.0 | 6.0 OPST, 2.5 SPEC |
| 4 | SUN | A | 5.0 | 8.5 | 1.0 | 8.0 | 22.5 | 25.0 | 13.0 | 6.0 OPST, 2.0 SPEC |
| 9 | FRI | A | 5.0 | 8.5 | 2.5 | 9.0 | 25.0 | 20.5 | 9.5 | 1.0 AL, 6.0 OPST, 2.0 SPEC |
| 10 | SAT | A | 3.0 | 10.0 | 3.0 | 5.0 | 21.0 | 21.0 | 11.5 | 1.0 AL, 3.0 OPST, 1.0 SPEC |
| 15 | THU | A | 7.0 | 1.0 | 2.0 | 3.0 | 13.0 | 22.5 | 0.0 | 3.0 SPEC |
| 16 | FRI | A | 5.0 | 5.0 | 2.0 | 3.0 | 15.0 | 15.0 | 0.0 | 3.0 SPEC |
| 21 | WED | A | 13.0 | 1.0 | 1.0 | 6.0 | 21.0 | 21.0 | 0.0 | 1.0 AL, 5.0 SPEC |
| 22 | THU | A | 4.0 | 5.0 | 1.0 | 4.0 | 14.0 | 18.0 | 0.0 | 4.0 SPEC |
| 27 | TUE | A | 4.0 | 2.0 | 1.0 | 5.0 | 12.0 | 20.0 | 0.0 | 5.0 SPEC |
| 28 | WED | A | 3.0 | 5.0 | 1.0 | 5.0 | 14.0 | 14.0 | 0.0 | 5.0 SPEC |
| 5 | MON | B | 7.0 | 6.0 | 5.0 | 13.0 | 31.0 | 29.0 | 8.0 | 12.0 OPST, 1.0 SPEC |
| 6 | TUE | B | 3.0 | 6.0 | 5.0 | 8.5 | 22.5 | 27.0 | 11.0 | 7.5 OPST, 1.0 SPEC |
| 11 | SUN | B | 7.0 | 4.0 | 5.0 | 7.0 | 23.0 | 21.0 | 11.0 | 5.0 OPST, 2.0 SPEC |
| 12 | MON | B | 2.0 | 3.0 | 6.0 | 4.5 | 15.5 | 16.0 | 0.0 | 2.5 OPST, 2.0 SPEC |
| 17 | SAT | B | 8.0 | 5.0 | 4.0 | 4.0 | 21.0 | 21.0 | 11.0 | 1.0 OPST, 3.0 SPEC |
| 18 | SUN | B | 4.5 | 2.0 | 4.0 | 4.0 | 14.5 | 14.5 | 0.0 | 1.0 OPST, 3.0 SPEC |
| 23 | FRI | B | 8.5 | 5.0 | 3.0 | 3.0 | 19.5 | 19.5 | 0.0 | 1.0 OPST, 2.0 SPEC |
| 24 | SAT | B | 7.0 | 8.5 | 3.0 | 2.5 | 21.0 | 21.5 | 2.0 | 0.5 AL, 1.0 OPST, 1.0 SPEC |
| 29 | THU | B | 7.0 | 1.0 | 3.0 | 2.0 | 13.0 | 14.0 | 0.0 | 2.0 SPEC |
| 30 | FRI | B | 4.5 | 10.0 | 3.0 | 0.0 | 17.5 | 18.5 | 0.0 | |
| 1 | THU | C | 8.5 | 4.0 | 2.0 | 16.0 | 30.5 | 28.5 | 12.5 | 1.0 AL, 12.0 OPST, 3.0 SPEC |
| 2 | FRI | C | 5.0 | 3.0 | 2.0 | 16.0 | 26.0 | 19.0 | 11.5 | 1.0 AL, 13, OPST, 2.0 SPEC |
| 7 | WED | C | 9.0 | 10.0 | 2.0 | 13.0 | 34.0 | 27.5 | 6.5 | 13.0 OPST |
| 8 | THU | C | 8.0 | 7.5 | 2.0 | 15.0 | 32.5 | 22.5 | 9.0 | 14.0 OPST, 1.0 SPEC |
| 13 | TUE | C | 5.5 | 5.0 | 3.0 | 4.5 | 18.0 | 18.0 | 0.0 | 2.0 OPST, 2.5 SPEC |
| 14 | WED | C | 2.5 | 4.0 | 3.0 | 6.0 | 15.5 | 19.5 | 0.0 | 3.0 OPST, 3.0 SPEC |
| 19 | MON | C | 5.5 | 4.5 | 3.0 | 2.0 | 15.0 | 14.0 | 0.0 | 1.0 OPST, 1.0 SPEC |
| 20 | TUE | C | 4.0 | 1.0 | 4.0 | 2.0 | 11.0 | 10.0 | 0.0 | 1.0 OPST, 1.0 SPEC |
| 25 | SUN | C | 7.0 | 8.0 | 3.0 | 2.5 | 20.5 | 28.0 | 0.0 | 1.5 AL, 1.0 OPST |
| 26 | MON | C | 6.5 | 2.5 | 3.0 | 3.0 | 15.0 | 25.0 | 0.0 | 1.0 OPST, 2.0 SPEC |
| 31 | SAT | C | 3.5 | 12.0 | 3.0 | 0.0 | 18.5 | 20.5 | 4.5 | |
| AVG DAILY | | | 5.8 | 5.4 | 2.8 | 6.0 | 20.0 | 20.6 | 4.3 | |
| AVG A | | | 5.6 | 5.6 | 1.5 | 5.7 | 18.4 | 20.5 | 4.6 | |
| AVG B | | | 5.9 | 5.1 | 4.1 | 4.9 | 19.9 | 20.2 | 4.3 | |
| AVG C | | | 5.9 | 5.6 | 2.7 | 7.3 | 21.5 | 21.1 | 4.0 | |
| RANGE | | | 2.0-13.0 | 1.0-12.0 | 0.5-6.0 | 0.0-16.0 | 11.0-34.0 | 10.0-29.0 | 0.0-13.0 | |
| AL - Administrative Leave | | | | | | LOA - Leave of Absence | | | | MAN OT-Mandatory OT |
| AWOP - Absent Without Pay | | | | | | ML - Military Leave | | | | |
| FH - Floating Holiday | | | | | | OPST - Strike Team | | | | |
| JD - Jury Duty | | | | | | SPEC - Special Assignment | | | | |


| DATE | DAY | SHIFT | SL | VAC | WC | OTHER | TOTAL | TOTAL OT | MAN OT | EXP. OTHER | |
|--|-----|-------|----------|----------|---------|----------------------------------|-----------|-----------|----------------------------|--------------------|--|
| 2 | MON | A | 7.5 | 4.5 | 2.0 | 8.0 | 22.0 | 23.0 | 1.0 | 8.0 SPEC | |
| 3 | TUE | A | 5.0 | 4.5 | 2.0 | 10.0 | 21.5 | 20.5 | 4.0 | 1.0 OPST, 9.0 SPEC | |
| 8 | SUN | A | 13.0 | 9.0 | 2.0 | 2.0 | 26.0 | 25.0 | 5.0 | 1.0 OPST, 1.0 SPEC | |
| 9 | MON | A | 5.0 | 6.0 | 2.0 | 3.5 | 16.5 | 15.0 | 0.0 | 1.0 OPST, 2.5 SPEC | |
| 14 | SAT | A | 6.5 | 3.5 | 2.0 | 9.0 | 21.0 | 21.0 | 0.0 | 1.0 FH, 8.0 SPEC | |
| 15 | SUN | A | 3.0 | 4.0 | 2.0 | 8.5 | 17.5 | 16.5 | 0.5 | 8.5 SPEC | |
| 20 | FRI | A | 5.0 | 5.0 | 1.0 | 10.5 | 21.5 | 20.0 | 2.0 | 10.5 SPEC | |
| 21 | SAT | A | 1.0 | 10.0 | 1.0 | 9.0 | 21.0 | 20.0 | 4.0 | 9.0 SPEC | |
| 26 | THU | A | 1.0 | 9.0 | 1.0 | 0.0 | 11.0 | 11.0 | 0.0 | | |
| 27 | FRI | A | 0.0 | 10.0 | 1.0 | 0.0 | 11.0 | 11.0 | 0.0 | | |
| 4 | WED | B | 5.0 | 4.0 | 3.0 | 3.5 | 15.5 | 15.0 | 0.0 | 1.0 OPST, 2.5 SPEC | |
| 5 | THU | B | 5.5 | 4.0 | 3.0 | 3.0 | 15.5 | 15.0 | 0.0 | 1.0 OPST, 2.0 SPEC | |
| 10 | TUE | B | 11.0 | 7.5 | 3.0 | 3.5 | 25.0 | 23.5 | 0.0 | 1.0 OPST, 2.5 SPEC | |
| 11 | WED | B | 10.0 | 4.0 | 3.0 | 2.0 | 19.0 | 20.5 | 0.0 | 2.0 SPEC | |
| 16 | MON | B | 6.5 | 4.0 | 1.0 | 1.0 | 12.5 | 11.5 | 0.0 | 1.0 SPEC | |
| 17 | TUE | B | 4.0 | 3.0 | 1.0 | 2.0 | 10.0 | 10.0 | 0.0 | | |
| 22 | SUN | B | 10.0 | 4.5 | 1.0 | 2.0 | 17.5 | 17.5 | 1.0 | 1.0 FH, 1.0 SPEC | |
| 23 | MON | B | 4.0 | 6.5 | 1.0 | 2.0 | 13.5 | 13.5 | 1.0 | 1.0 AL, 1.0 SPEC | |
| 28 | SAT | B | 6.0 | 9.0 | 1.0 | 2.0 | 18.0 | 18.0 | 0.0 | 2.0 SPEC | |
| 29 | SUN | B | 2.0 | 9.0 | 1.0 | 0.0 | 12.0 | 11.0 | 0.0 | | |
| 1 | SUN | C | 2.0 | 7.0 | 3.5 | 0.0 | 12.5 | 14.5 | 0.0 | | |
| 6 | FRI | C | 6.0 | 6.5 | 4.0 | 1.0 | 17.5 | 18.5 | 0.0 | 1.0 SPEC | |
| 7 | SAT | C | 6.0 | 10.0 | 4.5 | 1.0 | 21.5 | 22.5 | 6.5 | 1.0 SPEC | |
| 12 | THU | C | 8.5 | 6.5 | 6.0 | 2.5 | 23.5 | 23.5 | 0.0 | 2.5 SPEC | |
| 13 | FRI | C | 9.0 | 7.0 | 6.0 | 3.0 | 25.0 | 25.0 | 1.0 | 3.0 SPEC | |
| 18 | WED | C | 5.0 | 5.0 | 5.0 | 6.5 | 21.5 | 21.0 | 0.0 | 6.5 SPEC | |
| 19 | THU | C | 4.0 | 4.0 | 5.0 | 9.0 | 22.0 | 21.0 | 2.0 | 9.0 SPEC | |
| 24 | TUE | C | 5.0 | 7.0 | 5.0 | 3.0 | 20.0 | 20.0 | 0.0 | 3.0 SPEC | |
| 25 | WED | C | 0.0 | 11.0 | 5.0 | 3.0 | 19.0 | 18.5 | 0.0 | 3.0 SPEC | |
| 30 | MON | C | 4.5 | 4.0 | 5.0 | 6.0 | 19.5 | 19.5 | 0.0 | 6.0 SPEC | |
| AVG DAILY | | | 5.4 | 6.3 | 2.8 | 3.9 | 18.3 | 18.1 | 0.9 | | |
| AVG A | | | 4.7 | 6.6 | 1.6 | 6.1 | 18.9 | 18.3 | 1.7 | | |
| AVG B | | | 6.4 | 5.6 | 1.8 | 2.1 | 15.9 | 15.6 | 0.2 | | |
| AVG C | | | 5.0 | 6.8 | 4.9 | 3.5 | 20.2 | 20.4 | 1.0 | | |
| RANGE | | | 0.0-13.0 | 3.0-11.0 | 1.0-6.0 | 0.0-10.5 | 10.0-26.0 | 10.0-25.0 | 0.0-6.5 | | |
| AL - Administrative Leave | | | | | | LOA - Leave of Absence | | | MAN OT-Mandatory OT | | |
| AWOP - Absent Without Pay | | | | | | ML - Military Leave | | | | | |
| FH - Floating Holiday | | | | | | OPST - Strike Team | | | | | |
| JD - Jury Duty | | | | | | SPEC - Special Assignment | | | | | |
| L:\PAYROLL--56 hour\56HR\Suppression Leave Summary | | | | | | | | | | | |



THANK
You For
Your
Service!

THANKS
For coming
to the rescue!!!

WE ALL
LOVE AND SUPPORT
YOU!!!





Moraga-Orinda Fire District

Fire Chief Dave Winnacker

October 12, 2020

Lewis Broschard
Fire Chief
Contra Costa County Fire District
4005 Port Chicago Highway, Suite 250
Concord, CA 94520

Dear Fire Chief Broschard,

On behalf of the Moraga-Orinda Fire District and residents of our community, I want to express our deepest thanks and appreciation for the immediate mutual aid provided by your agency during the firefighting operations off Irvine Drive in Moraga last night. In addition to mutual aid engine companies from the surrounding area, the air attack by Contra Costa County Fire Protection District Air 1 was invaluable in rapidly bringing the fire under control and preventing further spread. These operations were particularly effective on the head of the fire where rapid spread rates and limited access negatively impacted ground units.

We are grateful for the timely and expert assistance provided by your aircrew and their role in preventing damage to homes. We continue to appreciate the opportunities to build on the strong relationship between our agencies as we all seek to prevent fire loss in our region.

Sincerely,

Dave Winnacker

Dave Winnacker
Fire Chief

2020 ANNUAL REPORT



CONTRA COSTA COUNTY FIRE PROTECTION DISTRICT ADVISORY FIRE COMMISSION

Erel Betser, District I
Matthew Guichard, District II (Vice Chair)
Michael Daugelli, District III
Debra Galey, District IV (Chair)
Richard S. Nakano, District V
Mike Egan, At Large #1
Richard T. Chapman, At Large #2 (Liaison to the Board of Directors)
Latonia Ellingberg, Staff

Lisa Bartley, At-Large Alternate #1 (January – June)
Walter Fields, At-Large Alternate #2

2020 ANNUAL REPORT

Contra Costa County Fire Protection District Advisory Fire Commission

Meetings: Bi-monthly meetings were held: February, August, October, and December. April and June meetings were cancelled due to COVID-19.

Location/Time: 4005 Port Chicago Highway, Concord at 7:00 p.m. Virtual-only meetings were held in August, October, and December.

Chair: Debra Galey

Staff: Latonia Ellingberg

Reporting Period: January through December 2020

I. ACTIVITIES

- Conducted regular business of the Commission
- Conducted regular business of the Commission as well as the following Committees:
 - Apparatus & Equipment*
 - Bylaws
 - Budget*
 - Personnel*
 - Property and Annexation*

*(*All above committee business conducted during the course of regular meetings.)*

- **Attended Contra Costa County Fire Commissioners Association Meetings**
- Attended Board of Supervisors Meetings (virtual)
- Attended Contra Costa County Fire Protection District Board of Directors meetings (virtual)
- Attended the Line of Duty Death Memorial Service (virtual)
- Attended Fire Academy Graduation Ceremony (virtual)
- Attended Fire District Annual Open House (virtual)
- Attended various city council, town hall, and other fire board meetings

II. ACCOMPLISHMENTS

- Conducted public hearings to resolve public complaints regarding weed abatement charges
- Approved adjustments to weed abatement charges
- Provided feedback on fire prevention activities, suppression leave, incident summary reports and response times

- Provided feedback on levels of service in communities with closed stations or reduced service

III. ATTENDANCE/REPRESENTATION

- Vacancies: At-Large Alternates #1 and #3
- Diversity: Commission consists of a variety of retired and active business professionals/owners including Engineer; Attorney; retired High School Teacher; Management Analyst – City of Brentwood; retired Security Advisor, former Police Detective, and volunteer Firefighter/EMT with the Graeagle Volunteer Fire Department; retired Fire Captain; Claims Analyst; and Paramedic.
- Level of Participation:

| Regular Mtgs. | |
|---------------------------------|--------|
| Betser | 2 of 4 |
| Chapman | 4 of 4 |
| Daugelli | 4 of 4 |
| Egan | 3 of 4 |
| Galey | 3 of 4 |
| Guichard | 4 of 4 |
| Nakano | 3 of 4 |
| Bartley (At-Large Alternate #1) | 0 of 1 |
| Fields (At-Large Alternate #2) | 4 of 4 |

- Quorum Frequency: No meetings cancelled due to lack of a quorum.

IV. TRAINING/CERTIFICATION

- Commissioners Egan, Fields, and Nakano completed “The Brown Act and Better Government Ordinance – What You Need to Know as a Commission, Board, or Committee Member.”

V. PROPOSED WORK PLAN/OBJECTIVES FOR NEXT YEAR

- Contribute to the development of a weed abatement appeal process.
- Attend meetings relative to fire service issues.
- Provide input to the Board of Directors.
- Continue to monitor citizen complaints stemming from the District’s weed abatement program.
- Continue to approve adjustments to weed abatement charges.
- Continue to exercise oversight of the approval process for the disposal of surplus property.
- Continue to explore alternate funding sources.



CONTRA COSTA COUNTY FIRE PROTECTION DISTRICT

Proposed Advisory Fire Commission 2021 Meeting Schedule

February 8

April 12

June 14

August 9

October 11

December 13



CONTRA COSTA COUNTY FIRE PROTECTION DISTRICT

December 7, 2020

TO: Advisory Fire Commission

FROM: Lewis T. Broschard III, Fire Chief

RE: Fire Chief's Report

- Rescue Typing. Our rescue program achieved another milestone in November by receiving Type 2 certification from the Governor's Office of Emergency Services for both Rescue 10 in Concord and Rescue 82 in Antioch. Previously, our rescues were not typed according to state standards. In order to achieve a Type certification, an agency must demonstrate it possesses the appropriate equipment and apparatus, proper training facilities, and a certain number of trained and certified firefighters available to respond to incidents related to urban search and rescue. This effort has taken years for us to achieve and is a testament to our investment in equipment, capital, and training and the dedication and professionalism of all our members who are part of the rescue program. It is consistent training and the availability of proper equipment and apparatus that enable the District to successfully mitigate complex technical rescue incidents such as the Walnut Creek window washer rescues in mid-October.
- Fire Season Update. The 2020 fire season proved to be a challenging one here in Contra Costa County and across the western U.S. While we fared better than many of our neighbors, we did respond to more than 400 grass and vegetation fires county-wide, managing to hold all but a handful of them to less than 10 acres. This was a considerable feat, given the weather and fuel conditions, and came as a result of significant planning and preparedness.

In recognition of the changing nature of our fire seasons, we are no longer declaring an official end to the season as we have done in past years. As it currently stands across the District, there are considerable dead annual grasses, dry brush, and vegetation that all have very low fuel moisture and thereby represent an ongoing wildfire risk. In spite of lower temperatures and some rain, the danger of wildfires still remains a threat.

However, with the seasonal adjustment in responses, we have been able to demobilize Crew 12 and our Dozer Program for the coming months. Both Crew 12 and our dozers proved invaluable during the height of the 2020 fire season and played important roles in keeping our communities safe. We are examining lessons learned from this season for each of these programs and will be making adjustments to staffing for 2021 to maximize the value of both programs.

- Fire District Consolidation Study. Phase I of this initiative, a financial feasibility study of East Contra Costa Fire Protection District, was completed last month. Based on Phase I study results, we plan to move forward into the planned Phase II of the study which will examine the two potential annexations in great detail. We expect results of Phase II to be available for decision making in mid-2021.
- REACH Partnership. In late October, our Con Air crews were able to take advantage of the presence of Cal Fire aircraft and crews to coordinate operational and airspace issues directly between air crews. This will contribute to better and more cohesive joint firefighting efforts.

Con Air 1 begins hoist training this month. When completed in spring 2021, this important new capability will be available to support our communities and the surrounding region.

- USCG Housing in Concord. Our efforts to obtain better security for this nuisance property that has resulted in firefighter injuries due to multiple homeless-caused structure fires and wildland fires have not borne fruit. Multiple inquiries with the U.S. Coast Guard have been met with “we are doing all we can” and “it’s out of our control.” The office of Congressman Mark DeSaulnier has been engaged to support our requests. However, the property is now up for auction, and when a sale goes through and the property is subject to local regulation, we will immediately pursue implementation of adequate security with the new owner. Actual close of escrow could drag into spring or summer of 2021.
- COVID-19 Update. In late November, noting upticks in both exposures and infections, we redoubled our efforts to educate personnel and enforce protection policies. We continue to closely monitor pandemic developments locally, nationwide, and around the world. It is clear there is need for continued vigilance in order to adjust protection and operational measures based on any changes. In the meantime, we have reviewed contingency plans to ensure we are prepared should the current surge in local cases impact our operations.
- 5150 Coordination Effort. Last month, we participated with County Public Health in their Value Stream Mapping project to assess the current situation with and address the frequency of law enforcement requests for EMS assistance with individuals experiencing mental health emergencies. The focus of the initiative is to determine best practices for managing these incidents. Participating agencies included Concord and San Pablo police departments; the Con Fire Alliance; and a number of agencies representing mental health workers who operate the 211 hotline, respond to mental health crises, and/or see patients in their clinics.

The goal was to bring key stakeholders together to collaborate and reinvent the way we respond to mental health crises in our county, i.e., a de-emphasis of law enforcement response when safe and appropriate and a renewed emphasis on connecting those in crisis directly with a mental health specialist as quickly as possible.

- Support Services. The first twenty Con Fire-owned ambulances, which will replace the current AMR-provided vehicles early next year, have been delivered. We will be placing an order for another twenty to be delivered in 2021.

In January, we are expecting delivery of two engines and one ladder truck. The ladder truck will go to Fire Station 70 in San Pablo later in 2021; and the two engines will allow us to rotate older frontline units to reserve status as part of our ongoing fleet management program.

- Arson Arrest. Con Fire investigators, working with the San Pablo Police Department, arrested 30-year-old Jeremy Ong, a San Pablo resident who is a suspect in a series of five fires set in and around San Pablo on November 6, 2020. Ong was charged with Arson of a Structure or Forest Land (PC § 451(c)). The first fire involved a homeless encampment behind Espanillo Court. Soon after arrival on scene, two additional fires were reported. Upon investigation, the third fire was determined to have been set by Ong who was later arrested in nearby John Herbert Davis Park. One shed and one out building were damaged; but all other nearby structures were protected by fire crews. No firefighters or civilians were injured.
- EMS. Call volume remains below historical levels; and we have not yet, as of late November, experienced the typical flu-season uptick in calls.

The EMS Division implemented a series of District-wide flu immunization clinics in November to maximize availability and protection for all employees. This clinic structure may serve as a model for possible COVID-19 vaccine distribution to District personnel.

- Training. The Training Division leveraged the District's Google-based "Tailboard" intranet site last month to move its extensive training management processes to the digital environment. The move promises greater levels of efficiency and effectiveness making modernized tools and processes – including our master training calendar, a new online workflow approval process, a policy and procedure library with improved access and search features, and new daily operational snapshot dashboards – available to all employees on any device.

We are hosting a "Mastering the Unified Command" course for first responder agencies across the region. The course was taught in a newly modified hybrid in-person/remote classroom designed and constructed to safely conduct training in the pandemic environment. It allows sharing of training simultaneously in multiple classrooms and online to accommodate distancing requirements.

A new state-of-the-art forcible entry training prop was installed at Fire Station 84 last month making it possible for crews to conduct this important and recurring training without leaving the very busy Pittsburg/Antioch area.

- Fire Prevention. Colder weather has prompted many businesses across the County to seek approval to use heaters to make outdoor spaces commercially viable. To help facilitate these approvals with a minimum of confusion, Con Fire's Fire Prevention Bureau coordinated an initiative of Contra Costa County Fire Marshals to develop a common set of standards for temporary tent applications for businesses seeking to expand outdoor operations. The resulting standard provides a unified approach to ensure consistency across all fire agencies in the county. Additionally, we are working with County Health to provide businesses accurate and coordinated information related to compliance with health orders based on the current tier system.

Two District inspectors were promoted to Fire Inspector II in November – Teresa Castle and Jim Phelan. The Fire Prevention Bureau also conducted interviews for the remaining Fire Inspector I and Fire Inspector II vacancies.

- Communications Chief Recruitment. We are continuing the recruitment process to fill this vacancy having interviewed six highly qualified candidates from a field of eighteen. Final interviews were scheduled for the week of November 30 and we hope to make an announcement around the first of the year.